



Keywords

Website—An online collection of information, products, experiences, and resources

Information kiosk—A stand-alone interactive application that provides information, communication, entertainment, or education

Mobile App— An application that is designed for communication, education, or entertainment, and is suitable for mobile devices

E-Learning Product—An interactive website, app, or device that is used to provide educational information

Colour Scheme—A selection of colours that compliment or contrast each other

House Style— A set of rules that say how information should be written, as well as the colours and layouts to be used

GUI—Graphical User Interface—the visual way that people interact with the multimedia product

Layout—How items are positioned on a page, or in a product

Accessibility—Features that allow all users to access the material, including that with any type of disability

Interactive—A product that provides feedback or response, after the user has input something



High Level Skills you should think about to take your work to the next level:

- Map out and plan your product in advance
- Focus on what the end goal should be
- It should be clear, concise, and carefully crafted
- Use high quality assets and resources

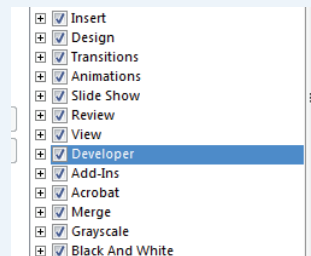
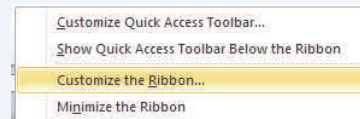
Top Tips

VBA is a Powerful Programming Language that allows you to add an extra layer to any of your Microsoft Office Projects!

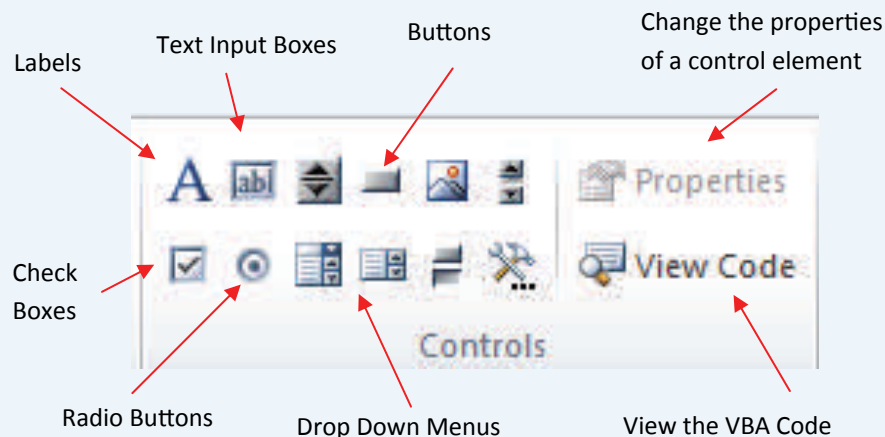


Getting Developer Tools

- 1) Right Click the Ribbon and select "Customise the Ribbon"
- 2) Make sure that the "Developer" check box is ticked
- 3) You will now see the Developer Tab appear on the Ribbon
- 4) Add the appropriate form element onto your document



Visual Basic for Applications Controls



Challenge

There are many fun games out there, and a lot are based around the principle of a quiz... Kahoot is a classic example! You could try to create an interactive quiz using PowerPoint. You can have as many questions as you like, but the aim is to make it Interactive through the use of hyperlinks, shapes, and buttons.

Extension

You can make the quiz self marking, in other words, it counts how many right answers the player gets and gives a score. You could even try to create a Quiz like Kahoot, where time is a factor in how many point the payer gets.

You might also want to get the player to type in their name at the start of the game, and keep a high score, so your friends can see who is really the Interactive Quiz Champion!



A Video that shows you how to create a self marking test in Word. The Same Skills apply to PowerPoint too!